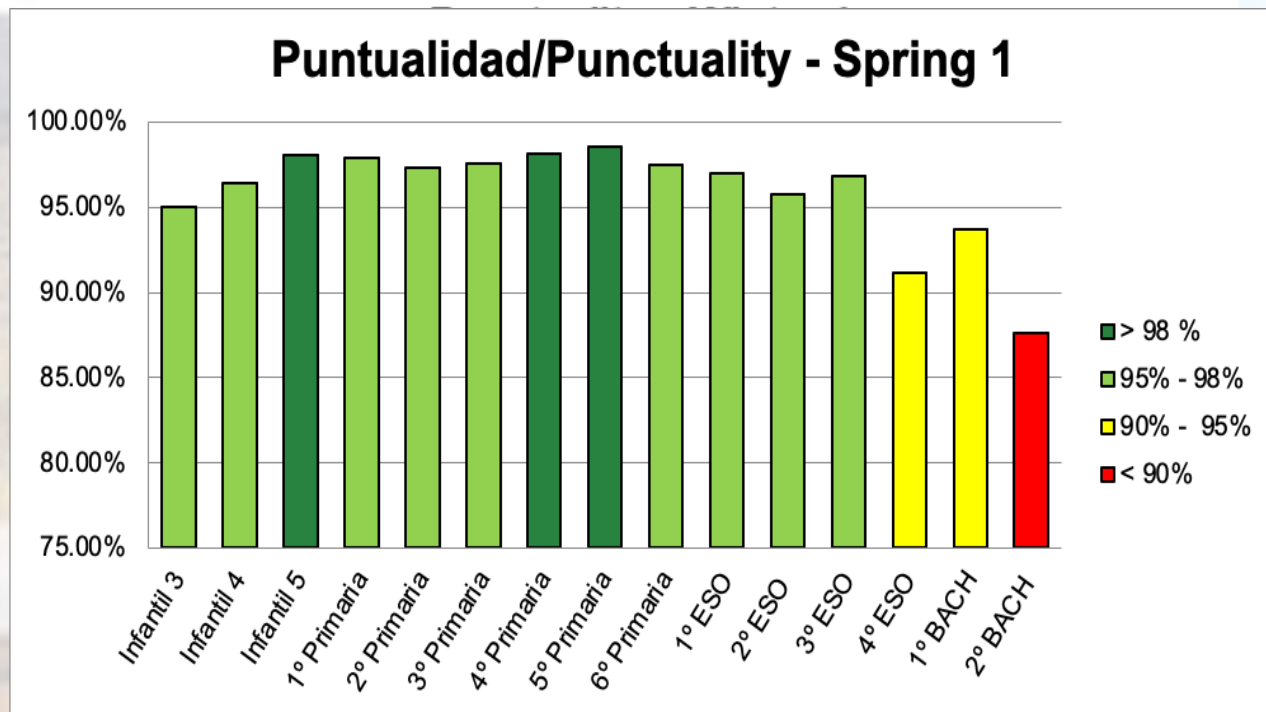




Puntualidad/ Punctuality SPRING 1

Infantil 3	95.06%
Infantil 4	96.41%
Infantil 5	98.05%
1° Primaria	97.88%
2° Primaria	97.31%
3° Primaria	97.57%
4° Primaria	98.15%
5° Primaria	98.57%
6° Primaria	97.48%
1° ESO	96.97%
2° ESO	95.77%
3° ESO	96.88%
4° ESO	91.20%
1° BACH	93.70%
2° BACH	87.60%
TOTAL	95.97%



DARK GREEN (98% - 100%):

PALE GREEN (95% - 97.9%):

AMBAR (90% - 94.9%):

RED (Below 90%):

Excellent punctuality

Good punctuality

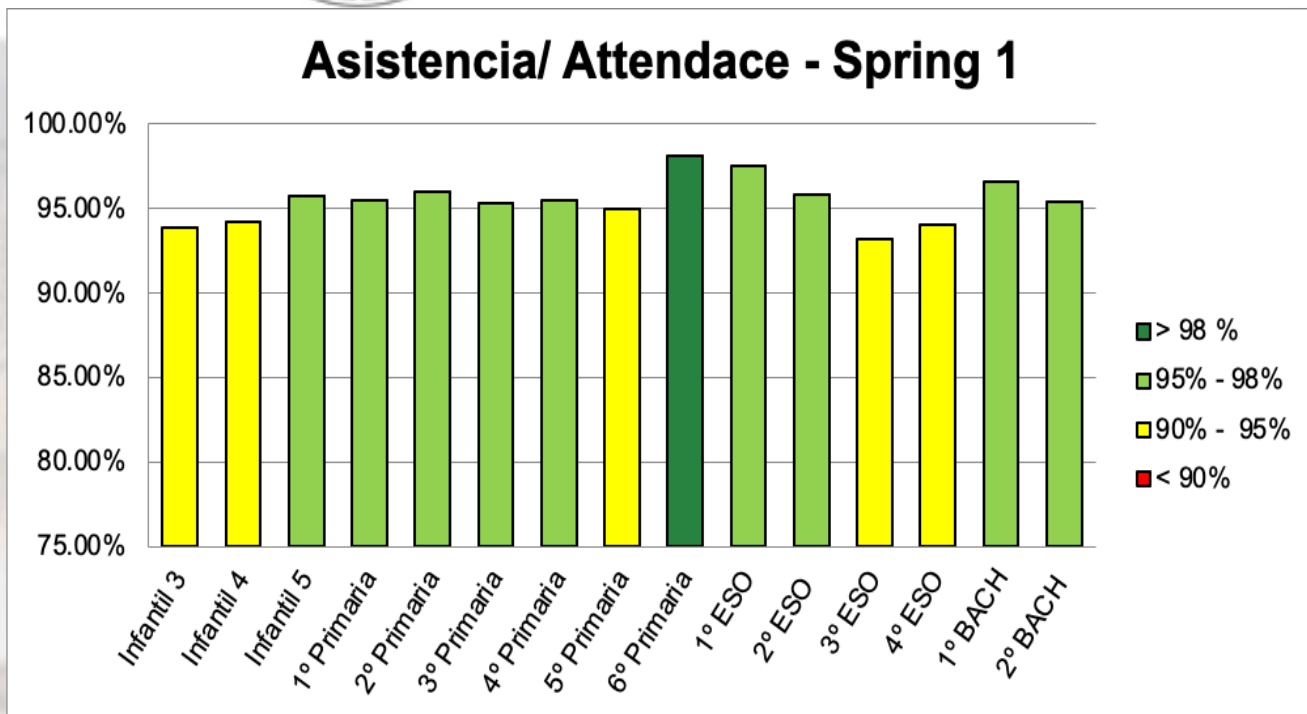
Punctuality levels being monitored

Unacceptable punctuality levels. It is likely to impact seriously on children's progress.



Asistencia/ Attendance SPRING 1

Infantil 3	93.89%
Infantil 4	94.19%
Infantil 5	95.76%
1° Primaria	95.45%
2° Primaria	95.98%
3° Primaria	95.35%
4° Primaria	95.47%
5° Primaria	94.96%
6° Primaria	98.16%
1° ESO	97.50%
2° ESO	95.87%
3° ESO	93.21%
4° ESO	94.03%
1° BACH	96.59%
2° BACH	95.38%
TOTAL	95.56%



DARK GREEN (98% - 100%):

PALE GREEN (95% - 97.9%):

AMBAR (90% - 94.9%):

RED (Below 90%):

Excellent attendance

Good attendance

Attendance levels being monitored

Unacceptable attendance levels. It is likely to impact seriously on children's progress.



Puntualidad/ Punctuality SPRING 1

Infantil 3	95.06%
Infantil 4	96.41%
Infantil 5	98.05%
1° Primaria	97.88%
2° Primaria	97.31%
3° Primaria	97.57%
4° Primaria	98.15%
5° Primaria	98.57%
6° Primaria	97.48%
1° ESO	96.97%
2° ESO	95.77%
3° ESO	96.88%
4° ESO	91.20%
1° BACH	93.70%
2° BACH	87.60%
TOTAL	95.97%

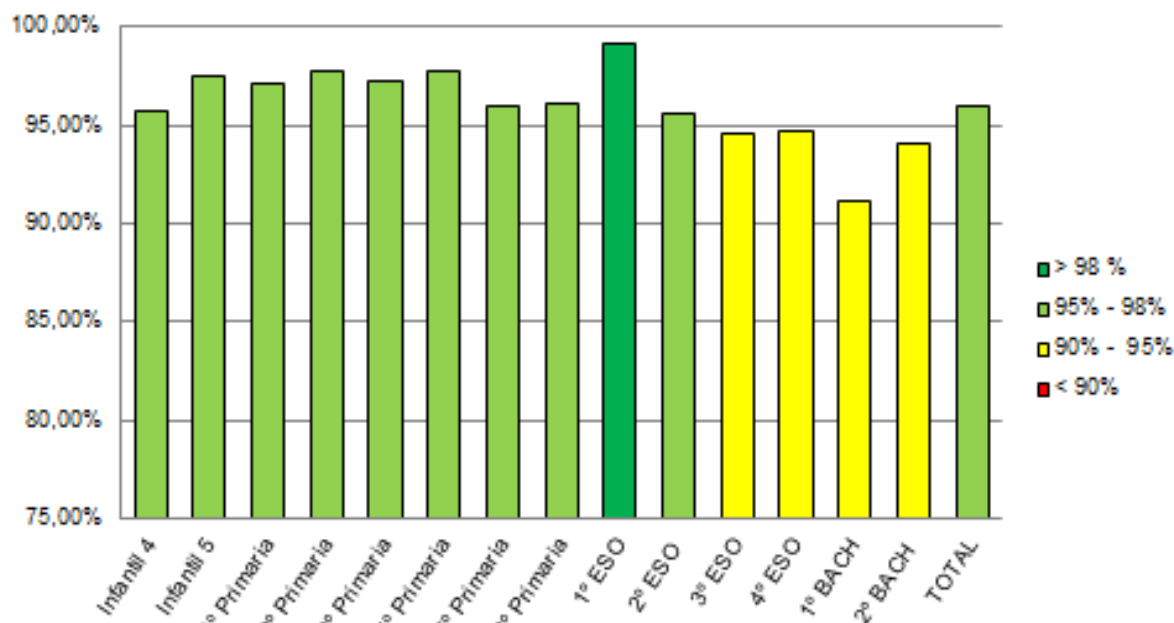
VERDE OSCURO (98% - 100%):

VERDE CLARO (95% - 97.9%):

AMARILLO (90% - 94.9%):

ROJO (Por debajo del 90%):

Puntualidad - Winter 1



Puntualidad excelente

Buena puntualidad

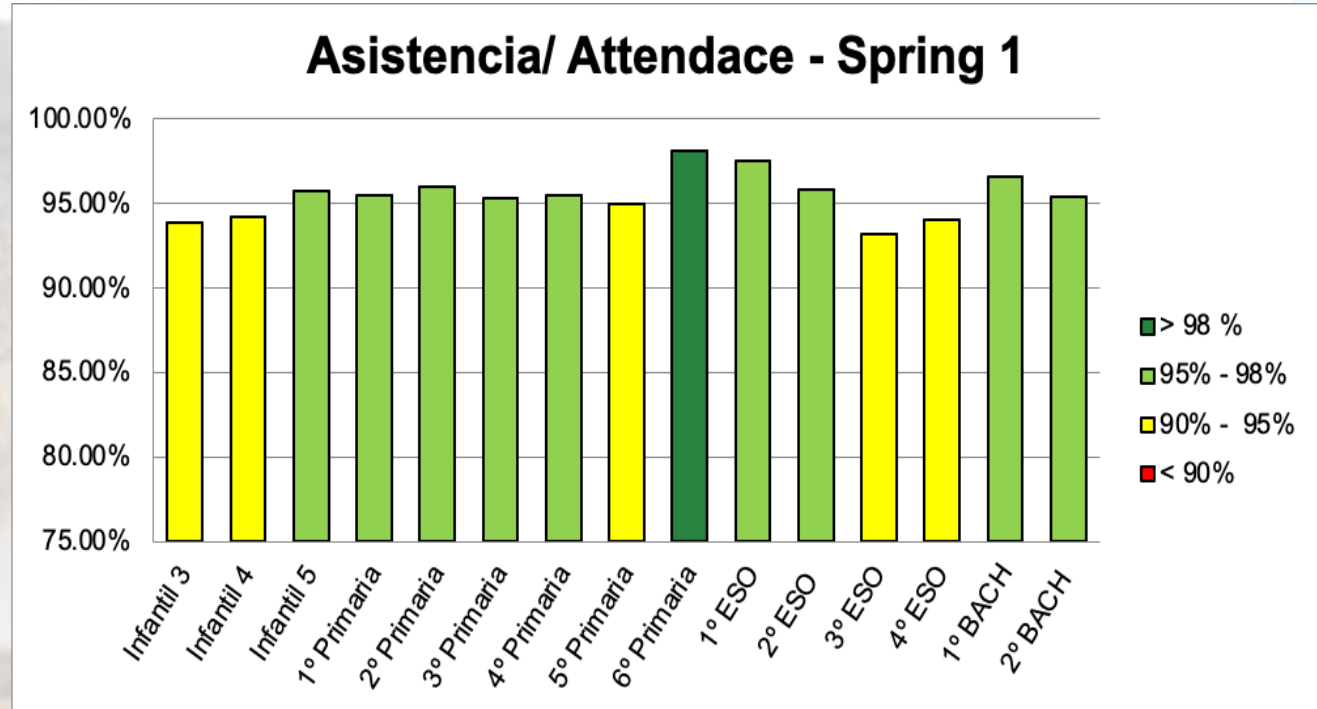
Niveles de puntualidad que precisan mejorar

Niveles de puntualidad inaceptables.

Impiden el buen progreso del alumnado



Asistencia/ Attendace SPRING 1	
Infantil 3	93.89%
Infantil 4	94.19%
Infantil 5	95.76%
1° Primaria	95.45%
2° Primaria	95.98%
3° Primaria	95.35%
4° Primaria	95.47%
5° Primaria	94.96%
6° Primaria	98.16%
1° ESO	97.50%
2° ESO	95.87%
3° ESO	93.21%
4° ESO	94.03%
1° BACH	96.59%
2° BACH	95.38%
TOTAL	95.56%



VERDE OSCURO (98% - 100%):
VERDE CLARO (95% - 97.9%):
AMARILLO (90% - 94.9%):
ROJO (Por debajo del 90%):

Asistencia excelente
 Buena asistencia
 Niveles de asistencia que precisan mejorar
 Niveles de asistencia inaceptables.
 Impiden el buen progreso del alumnado