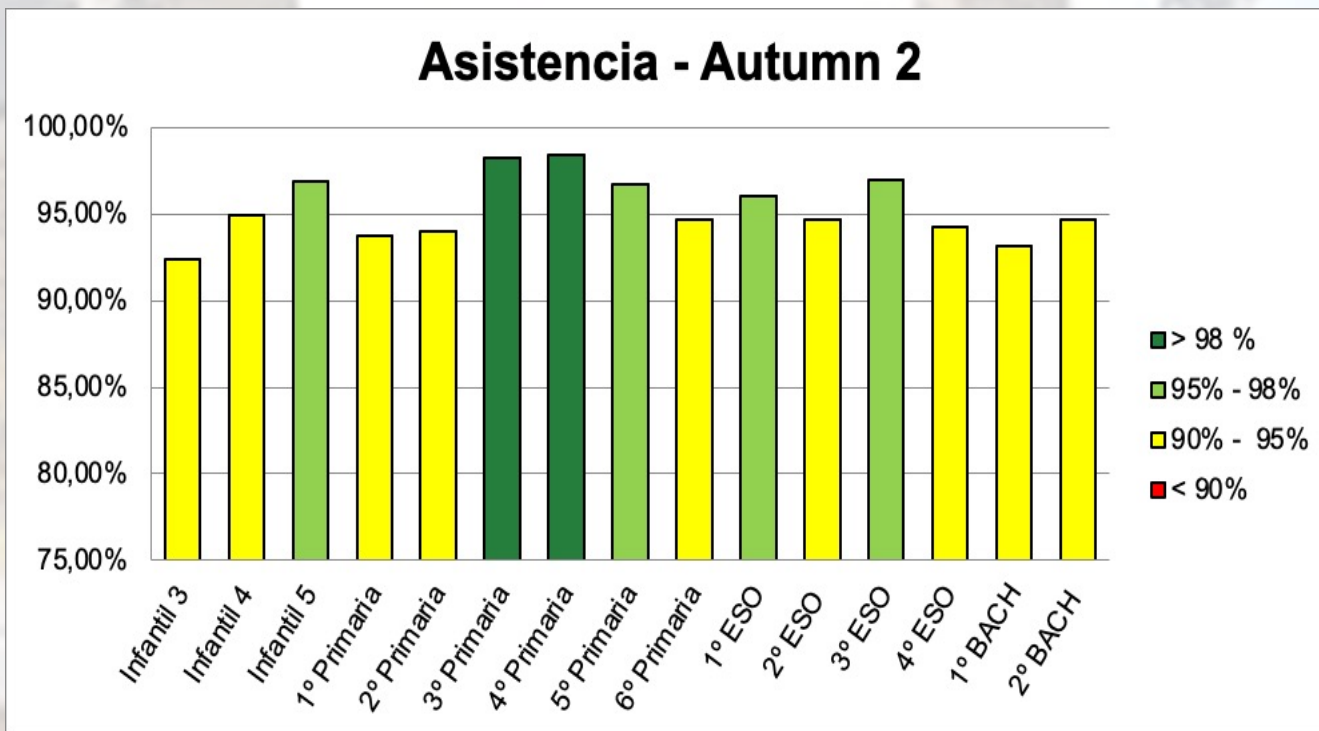




Asistencia/attendance	
Infantil 3	92,43%
Infantil 4	94,91%
Infantil 5	96,90%
1° Primaria	93,79%
2° Primaria	93,98%
3° Primaria	98,28%
4° Primaria	98,41%
5° Primaria	96,70%
6° Primaria	94,70%
1° ESO	96,02%
2° ESO	94,72%
3° ESO	97,01%
4° ESO	94,25%
1° BACH	93,14%
2° BACH	94,71%
TOTAL	95,33%



VERDE OSCURO (98% - 100%):

VERDE CLARO (95% - 97.9%):

AMARILLO (90% - 94.9%):

ROJO (Por debajo del 90%):

Asistencia excelente

Buena asistencia

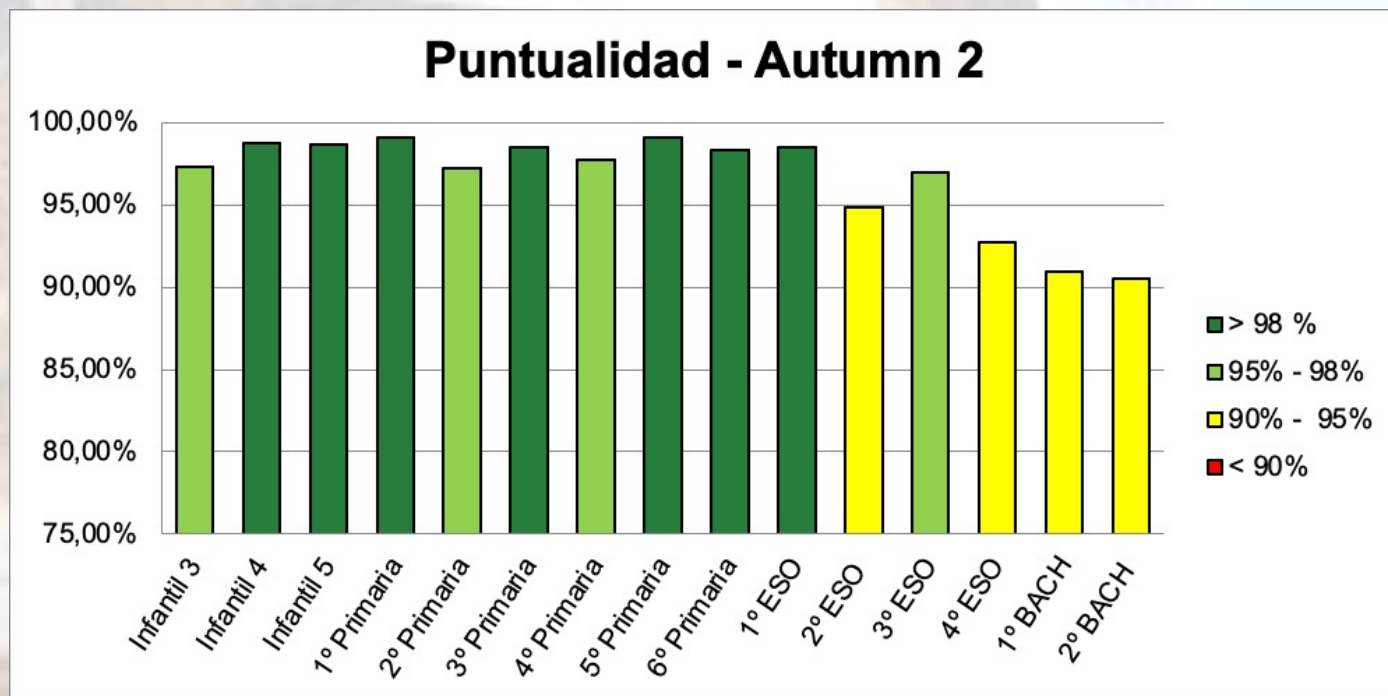
Niveles de asistencia que precisan mejorar

Niveles de asistencia inaceptables.

Impiden el buen progreso del alumnado



Puntualidad/Punctuality	
Infantil 3	97,30%
Infantil 4	98,73%
Infantil 5	98,69%
1° Primaria	99,10%
2° Primaria	97,21%
3° Primaria	98,53%
4° Primaria	97,77%
5° Primaria	99,07%
6° Primaria	98,34%
1° ESO	98,48%
2° ESO	94,85%
3° ESO	97,00%
4° ESO	92,76%
1° BACH	90,99%
2° BACH	90,54%
TOTAL	96,62%



VERDE OSCURO (98% - 100%):

VERDE CLARO (95% - 97.9%):

AMARILLO (90% - 94.9%):

ROJO (Por debajo del 90%):

Puntualidad excelente

Buena puntualidad

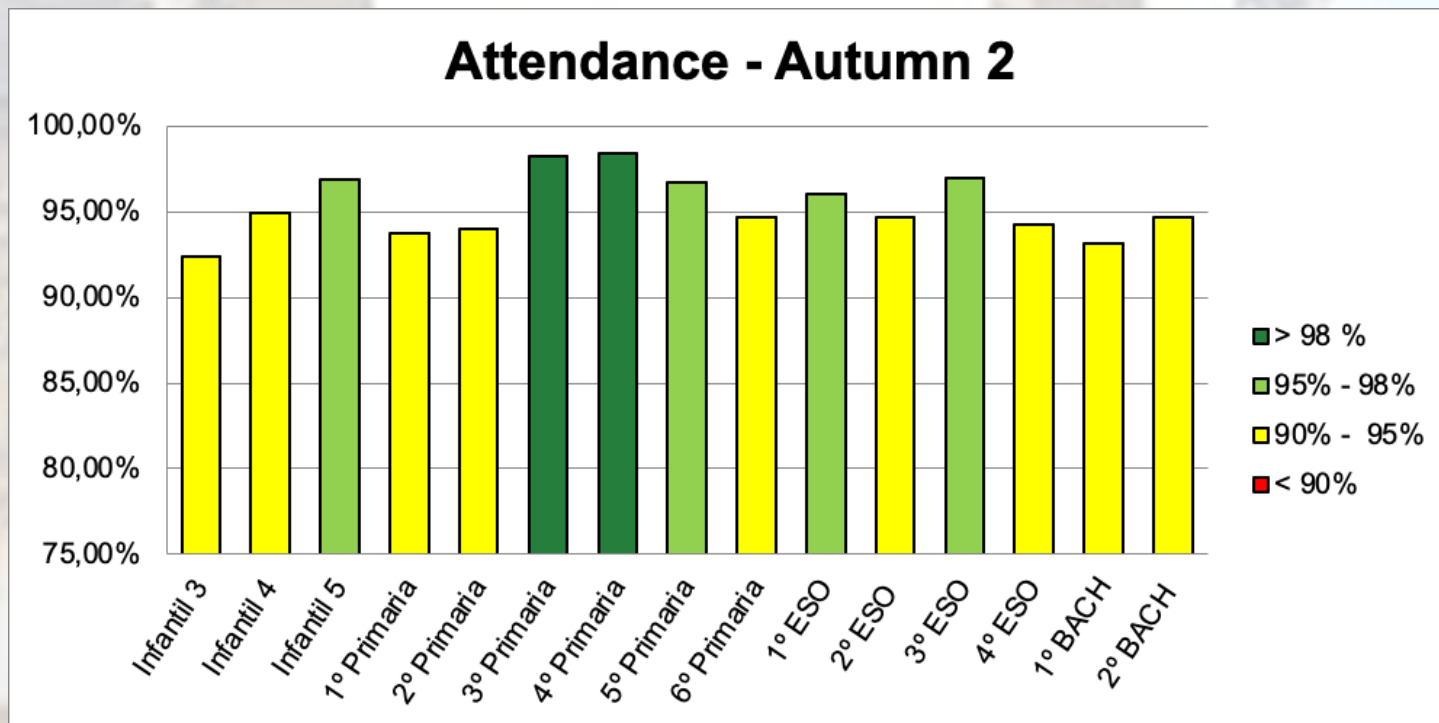
Niveles de puntualidad que precisan mejorar

Niveles de puntualidad inaceptables.

Impiden el buen progreso del alumnado



Asistencia/attendance	
Infantil 3	92,43%
Infantil 4	94,91%
Infantil 5	96,90%
1° Primaria	93,79%
2° Primaria	93,98%
3° Primaria	98,28%
4° Primaria	98,41%
5° Primaria	96,70%
6° Primaria	94,70%
1° ESO	96,02%
2° ESO	94,72%
3° ESO	97,01%
4° ESO	94,25%
1° BACH	93,14%
2° BACH	94,71%
TOTAL	95,33%



DARK GREEN (98% - 100%):

PALE GREEN (95% - 97.9%):

AMBAR (90% - 94.9%):

RED (Below 90%):

Excellent attendance

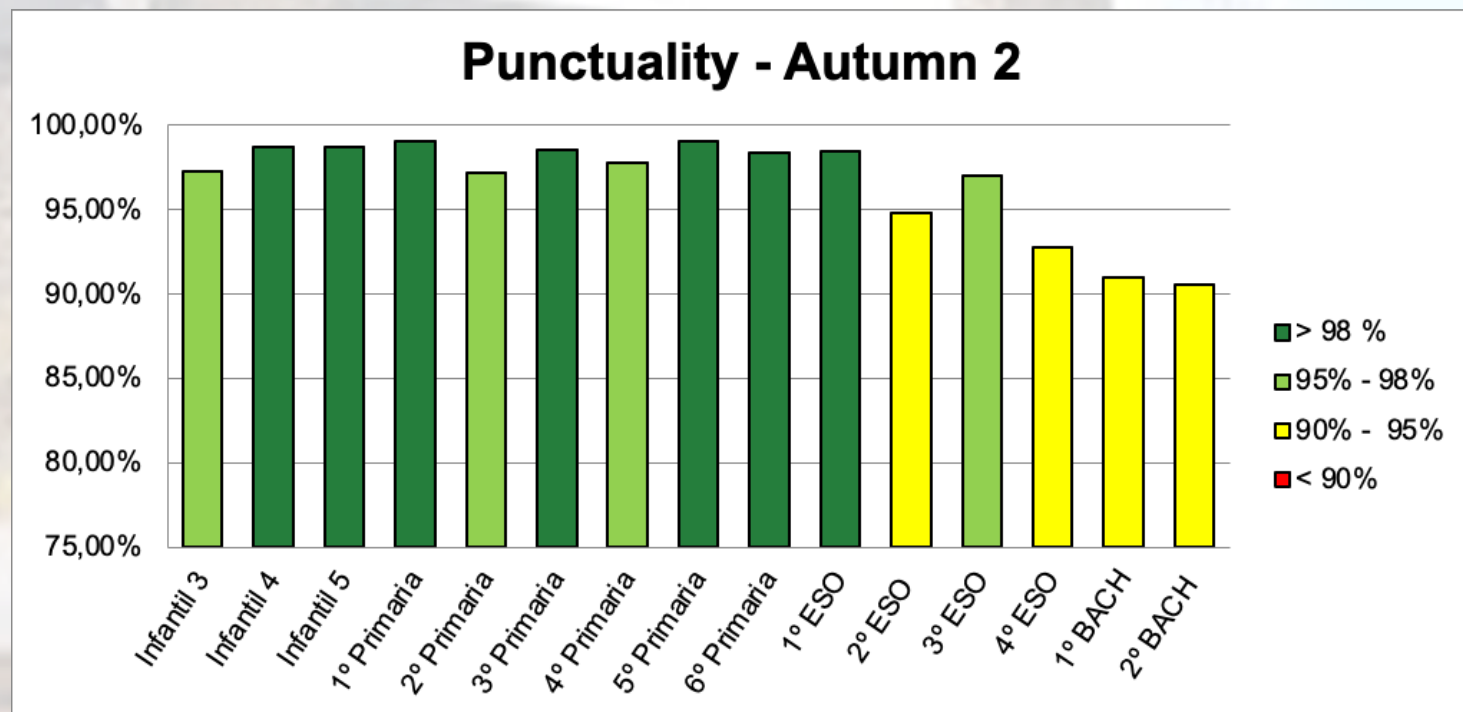
Good attendance

Attendance levels being monitored

Unacceptable attendance levels. It is likely to impact seriously on children's progress.



Puntualidad/Punctuality	
Infantil 3	97,30%
Infantil 4	98,73%
Infantil 5	98,69%
1° Primaria	99,10%
2° Primaria	97,21%
3° Primaria	98,53%
4° Primaria	97,77%
5° Primaria	99,07%
6° Primaria	98,34%
1° ESO	98,48%
2° ESO	94,85%
3° ESO	97,00%
4° ESO	92,76%
1° BACH	90,99%
2° BACH	90,54%
TOTAL	96,62%



DARK GREEN (98% - 100%):

PALE GREEN (95% - 97.9%):

AMBAR (90% - 94.9%):

RED (Below 90%):

Excellent punctuality

Good punctuality

Punctuality levels being monitored

Unacceptable punctuality levels. It is likely to impact seriously on children's progress.